

## HAND WASH SINK - 6950

**Item:** \_\_\_\_\_



Unit may be pictured with some optional features.



6950

## High Abuse Hand Wash Sink

## STANDARD FEATURES

- **Front Mounted, wall outlet waste.**
- Fabricated using 14 gauge type 304 stainless steel polished to a #4 satin finish.
- Two matching stainless steel angle brackets.
- 3/4" radiused coved corners.
- Die-stamped bottom for positive drainage.
- 1-1/2" diameter faucet holes on 8" centers.
- 3-1/2" die formed drain opening.



**WARNING: Cancer and Reproductive Harm**  
- [www.P65Warnings.ca.gov](http://www.P65Warnings.ca.gov).

## ► DESCRIPTION

The 6950 hand wash sink is a commercial grade sink used in "High Abuse" applications. This sink is a wall mounted sink constructed of 14 gauge type 304 stainless steel. The unit is seamlessly welded to form a one-piece unit. The sinks incorporate 3/4" radius corners for easy cleaning. The sink is 12" deep with a die stamped bottom for positive drainage. The backsplash is 12" high with a 2" flange returned to the wall. The faucet holes are 1-1/2" on 8" centers. The front and side of this sink has 1-1/2" rolled rims. Overall the sink is 22" x 18" (559mm x 457mm).

## ► INSTALLATION

This unit is mounted with a standard “Z” clip and two (2) matching stainless steel brackets securing the fixture to the wall. For additional support, the optional “A236 Cast Iron P-Trap, 2” IPS Outlet” is recommended. Mounting hardware for the hanger clips is not provided with the fixture.




## DRAINS

-  **A271** Flat strainer drain 1-1/2" IPS outlet.

## LAVATORY WASTE

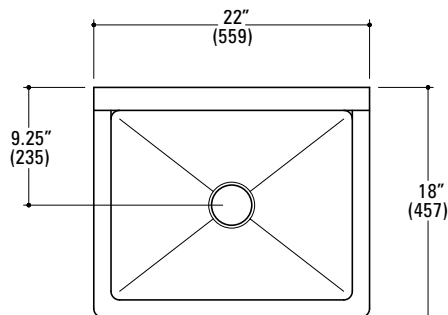
-  **A236** Cast Iron P-Trap 2" IPS outlet.

## FAUCETS

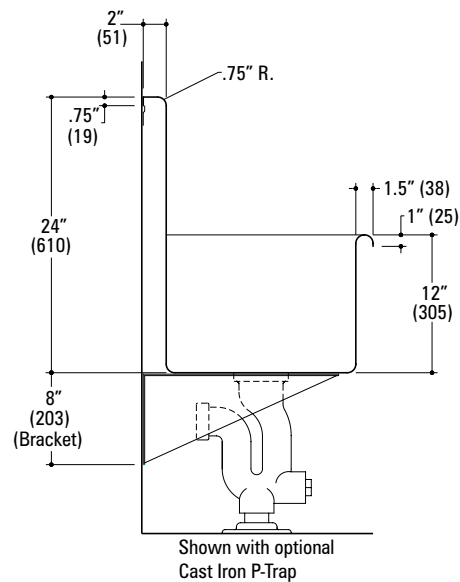
-  **A303** Faucet w/ Hose thread outlet.
-  **A304** Faucet w/ Vacuum breaker & hose thread outlet.
-  **A305** Faucet w/ Wall Brace, Vacuum breaker and Hose thread outlet.

## HAND WASH SINK - 6950

**Item:**\_\_\_\_\_



Due to continuous product improvement Metcraft reserves the right to make changes in design and specifications without prior notice. All dimensions should be verified with the factory for current information.



Shown with optional  
Cast Iron P-Trap

**APPROVED FOR  
MANUFACTURING**

**Company:** \_\_\_\_\_ **Name:** \_\_\_\_\_

**Signature:** \_\_\_\_\_ **Date:** \_\_\_\_\_